




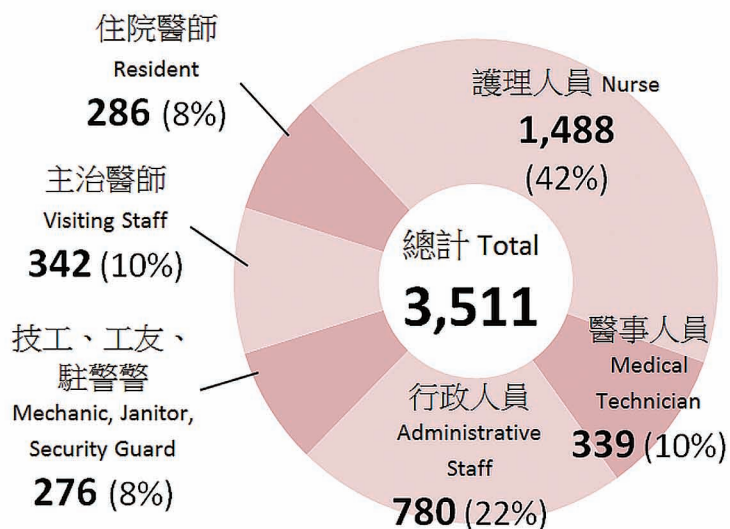
國立成功大學醫學院附設醫院 2013統計資料

2013 Statistics of the National Cheng Kung University Hospital

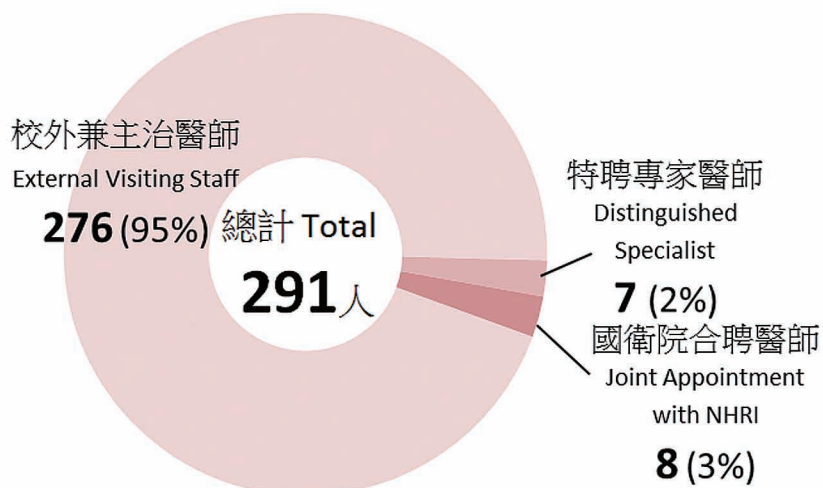


2013統計資料 2013 STATISTICS

員工數 Full-time staff



兼任主治醫師 Part-time visiting staff



#資料日期：2013年12月31日
Date: As of December 31, 2013

病床數 Number of beds

一般病床數 General beds		特殊病床 Special beds		占床率 Occupancy Rate	平均住院日數 Average length of stay
急性一般病床 Acute General Beds	急性精神病床 Acute Psychiatric Beds	加護病床 Intensive Care Beds	其他特殊病床 [※] Others		
916	30	124	212	85.34%	8日

※ 其他特殊病床：燒傷病床、隔離病床、骨髓移植、精神加護、燒傷加護、血液透析、嬰兒床、嬰兒病床、安寧病床、急診觀察床、手術恢復床、亞急性呼吸照護病床。

Others include: Burn Care Beds, Isolation Beds, Bone Marrow Transplantation Beds, Psychiatric Intensive Care Beds, Burn Intensive Care Beds, Hemodialysis Beds, Nursery Beds, Infant Care Beds, Palliative Care Beds, Emergency Observational Bed, Surgery Recovery Beds, Subacute Respiratory Care Beds.

服務量 Service volume

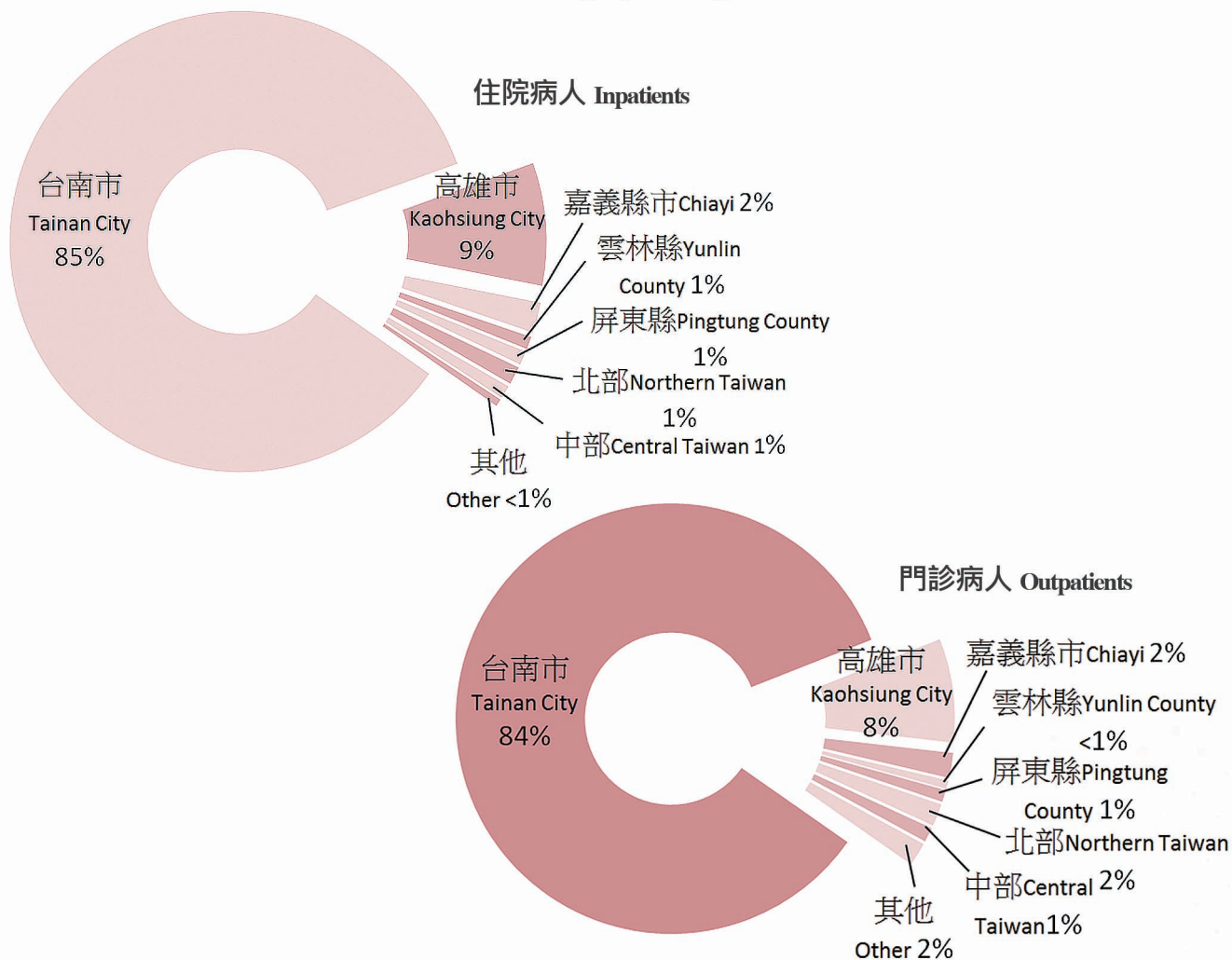
住院 Inpatient			門診 Outpatient		急診 Emergency patient	
住院人次 Number of Inpatients	住院人日 Days of Stay	日平均人次 Average Daily Inpatients	門診人次 Outpatient visits	日平均人次 [※] Average Daily visits	急診人次 Emergency visits	日平均人次 Average Daily visits
47,657	362,876	131	1,186,517	4,291	84,923	233

※ 2013年開診日為276.5日。 / # 依據「衛生福利部年度醫療機構服務量調查表」定義。

Total opening days in 2013: 276.5 days / Defined by the Ministry of Health and Welfare "Annual Survey of Service Volume in medical institutions"

2013統計資料 2013 STATISTICS

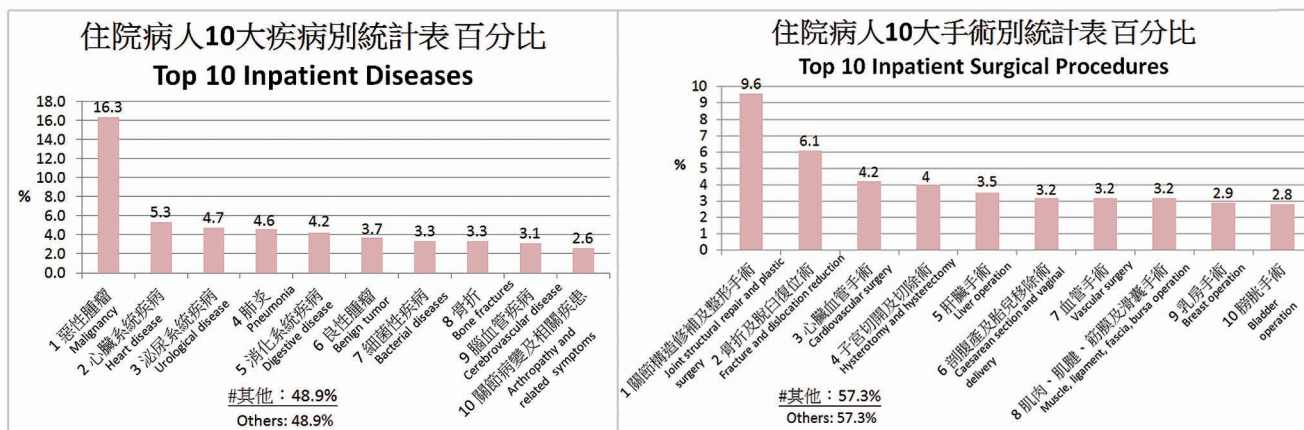
病人來源 Geographic Origins of Patients



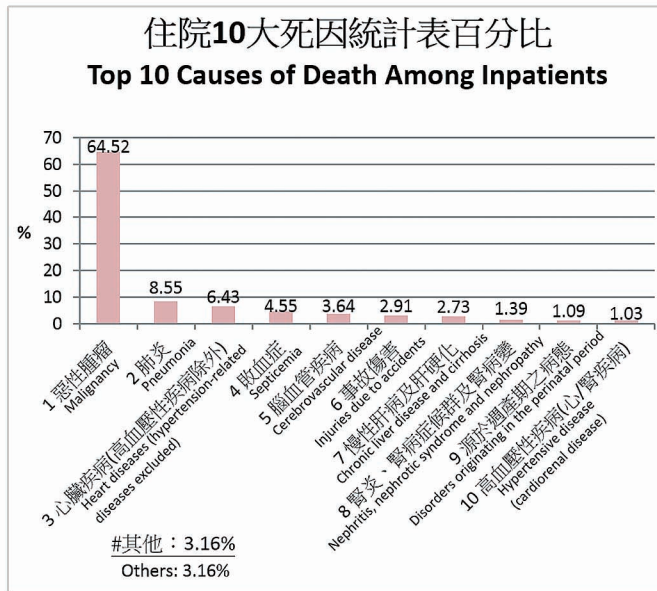
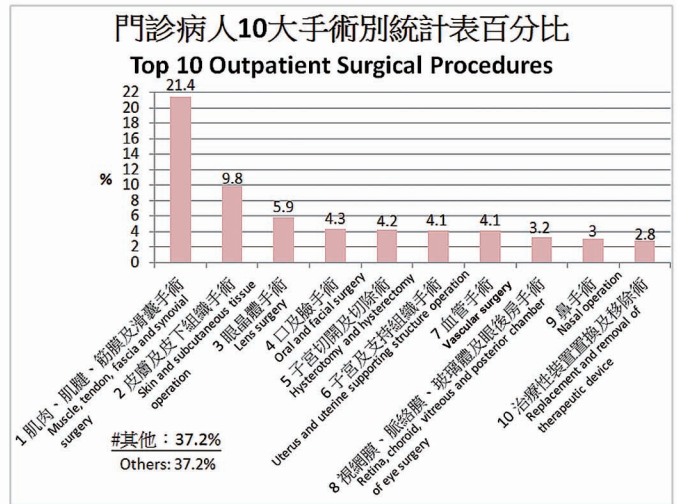
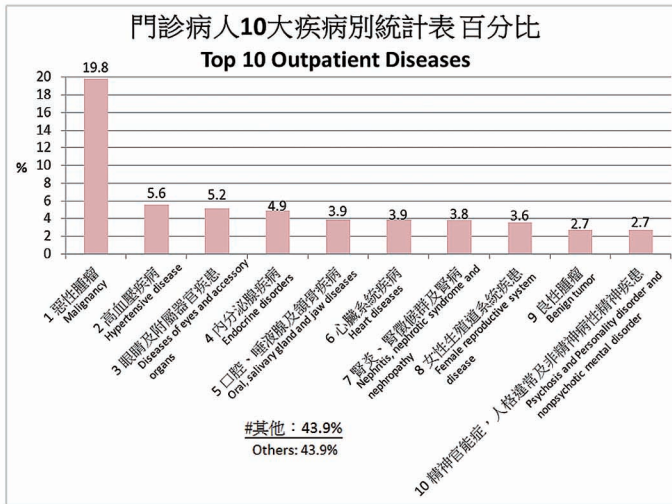
#北部包含北北基及桃竹苗地區；中部包含中彰投地區；其他包含宜花東地區、外島及外籍病患。

Northern Taiwan includes Taipei, New Taipei, Keelung, Taoyuan, Hsinchu, and Miaoli. Central Taiwan includes Taichung, Changhua, and Nantou. Others include Yilan, Hualien, Taitung, Penghu, Lienchiang, Kinmen, and international patients.

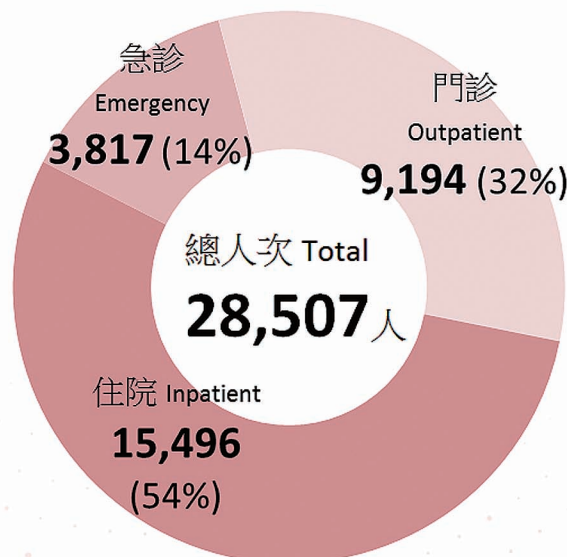
十大統計 Top 10 Statistics



2013統計資料 2013 STATISTICS

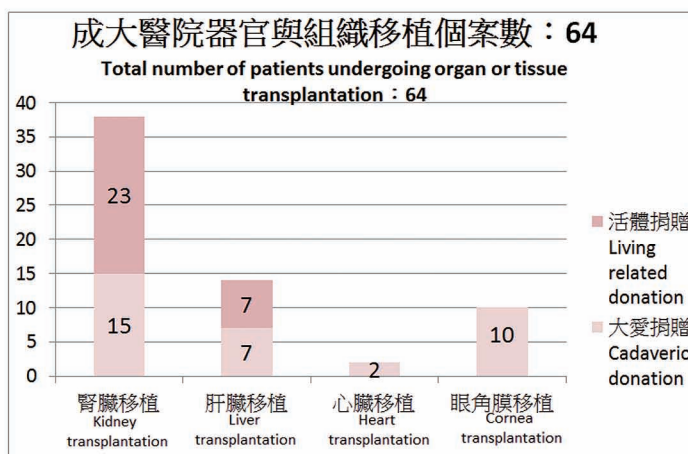
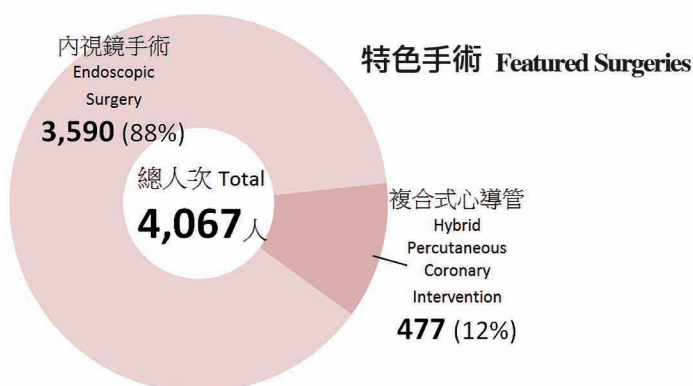


手術數 Number of surgical procedures

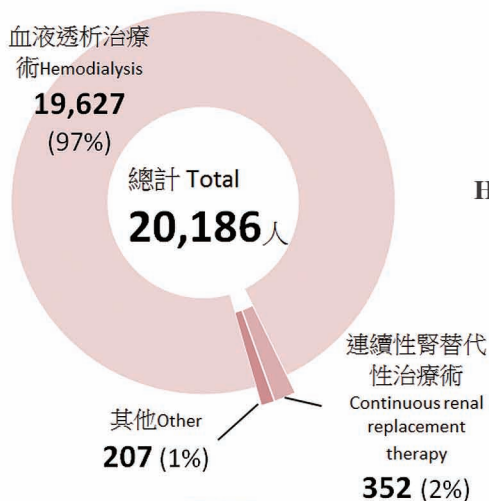


2013統計資料 2013 STATISTICS

科別 By Specialty	人次 Number
一般外科 General Surgery	4,740
整型外科 Plastic and Reconstructive Surgery	3,530
骨科部 Orthopedics	3,509
耳鼻喉部 Otolaryngology	2,878
婦產部 Obstetrics and Gynecology	2,875
眼科部 Ophthalmology	2,616
泌尿部 Urology	2,566
胸腔外科 Thoracic Surgery	1,836
心血管外科 Cardiovascular Surgery	1,571
神經外科 Neurosurgery	1,213
小兒外科 Pediatric Surgery	606
口醫部 Stomatology	519
其他 Other	48
總人次 Total	28,507



透析數 Number of dialysis



血液透析室 Hemodialysis (HD)

其他治療項目 Other treatments

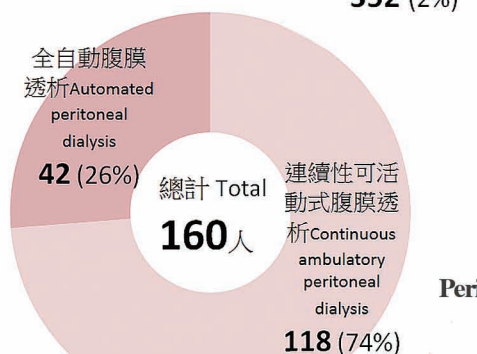
人次 Number

雙重過濾血漿分離治療術 Double filtration plasmapheresis 86

血漿灌洗治療術 Hemoperfusion 19

血液透析過濾治療術 Hemodiafiltration 84

透析導管置入術 Insertion of hemodialysis catheter 18



腹膜透析 Peritoneal Dialysis (PD)

2013統計資料 2013 STATISTICS

放射線治療 Radiotherapies

治療項目 Treatment 人數 Number

模型製作 1,711

Mould Manipulation

電腦斷層模擬定位 2,193

CT-simulation

直線加速器 38,200

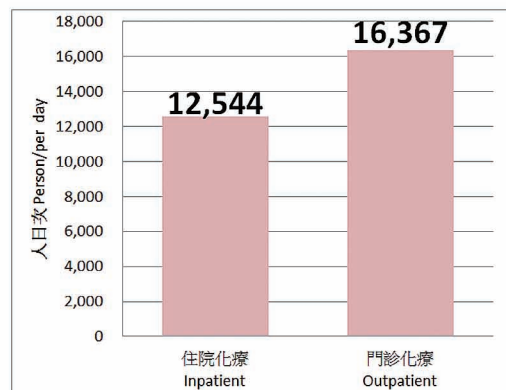
Linear Accelerator

特色治療 Featured treatment 人數 Number

侵入性近接治療 264

Invasive Brachytherapy

化學治療 Chemotherapies



特色檢查 Featured examination 人次 Number

骨髓檢查 376

Bone marrow Interpretation

骨髓切片檢查 269

Bone marrow biopsy

骨髓移植 27

Bone marrow transplantation

檢驗數 Number of laboratory tests

分類 Classification 檢驗項次數 Number

外科病理組織及細胞病理檢驗 68,752

Surgical pathology and Cytopathological Test

臨床病理檢驗* 3,835,684

Clinical Pathology Tests

癌症及基因分子診斷檢驗 1,718

Cancer and Genetic Diagnostic testing

總項次量 3,906,154

Total

※ 臨床病理檢驗包含：生化檢驗、重金屬、濫用藥物及藥物血中濃度、血液學檢驗、血清免疫檢驗、血庫檢驗、病毒檢驗、細菌檢驗、臨床鏡檢、組織相容抗原與抗體檢驗。

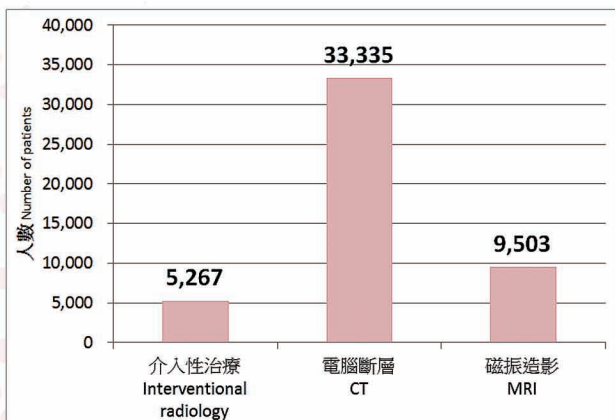
Clinical Pathology Tests include: Biochemistry, Heavy metals testing, Therapeutic drug monitoring, Hematology, Sero-Immunology, Blood bank testing, Virology, Bacteriology, Clinical Microscopy, Histocompatibility antigen and antibody testing

檢查數 Number of examinations

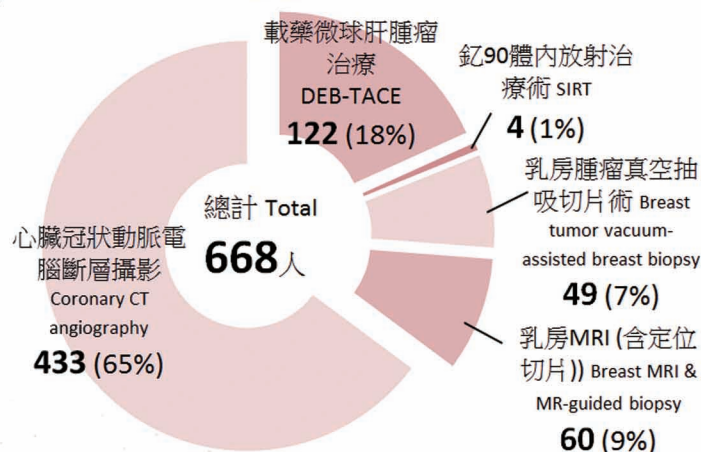
放診部 Department of Diagnostic Radiology

臨床醫療檢查及治療總人數：410,695人(含特色醫療)

Total number of patients undergoing clinical examinations : 410,695 (including Featured Treatments)



特色醫療 Featured Treatments

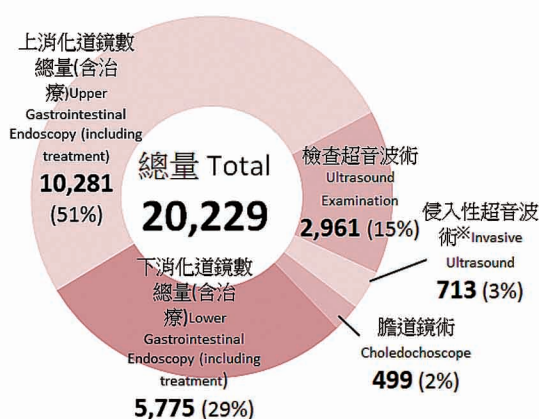


2013統計資料 2013 STATISTICS

核醫部 Department of Nuclear Medicine

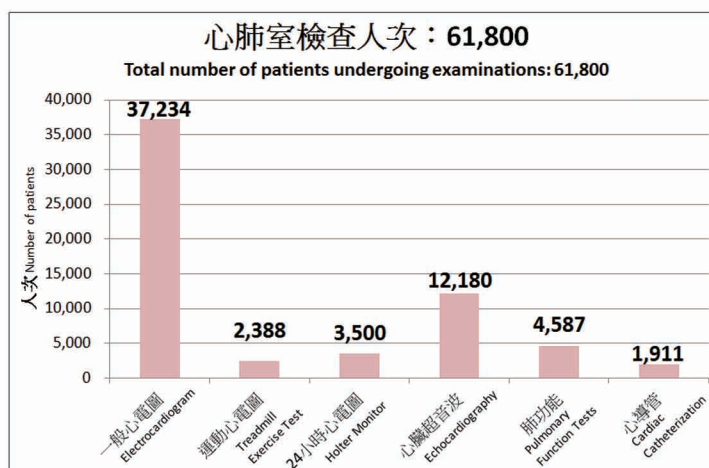
檢查項目 Examination	件數 Number
傳統核子醫學影像檢查 Conventional Nuclear Medicine Imaging	10,846
多巴胺轉運體掃描 Dopamine Transporter Scan	(120)
正子造影掃描 PET	1,052
放射免疫分析檢驗 Radioimmunoassay	162,189
總數 Total	174,087

內視鏡室 Endoscopy Room

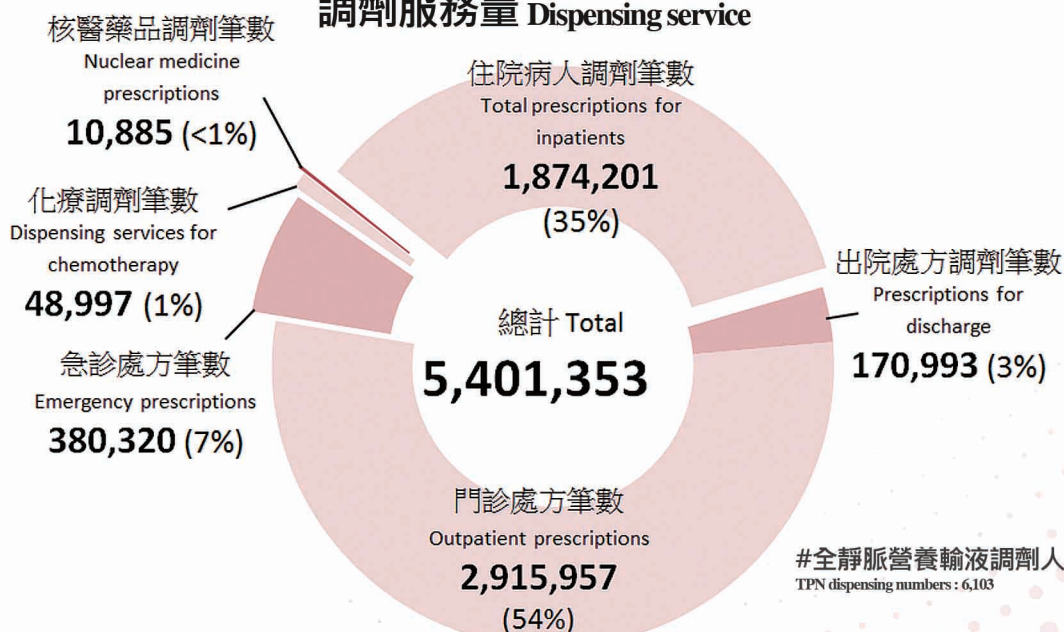


※含肝腫瘤射頻燒灼術341人。
Including 341 patients taking Radiofrequency Tumor Ablation treatments.

心肺室 Cardiopulmonary Room



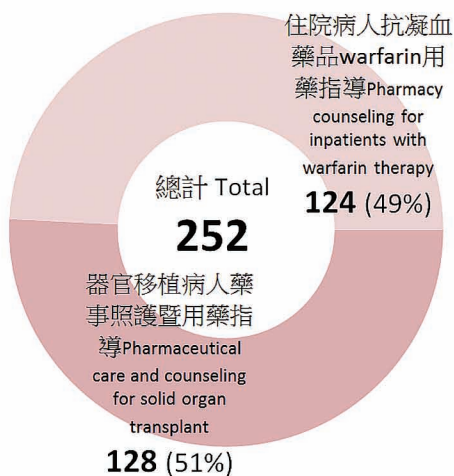
調劑服務量 Dispensing service



2013統計資料 2013 STATISTICS

特定病人藥事照護與用藥指導

Pharmacy counseling and education for specific patients



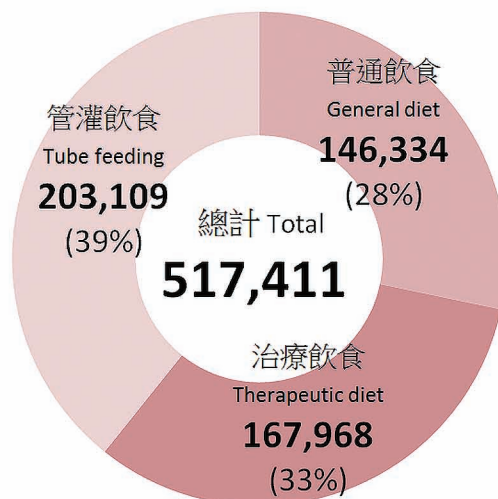
臨床藥事服務

Clinical pharmacy service

項目 Item	數目 Number
藥物血中濃度監測服務 Therapeutic Drug Monitoring (TDM)	
監測藥物項目 Items	16
監測評估件數 Pharmacist evaluations for TDM	1,788
一般臨床藥事服務 Clinical pharmacy service and counseling	2,880
藥品不良反應評估 Adverse drug reactions evaluation	457
臨床試驗藥品管理 Investigational pharmacy management	215

營養部供餐數

Department of Nutritional Services and number of meals served

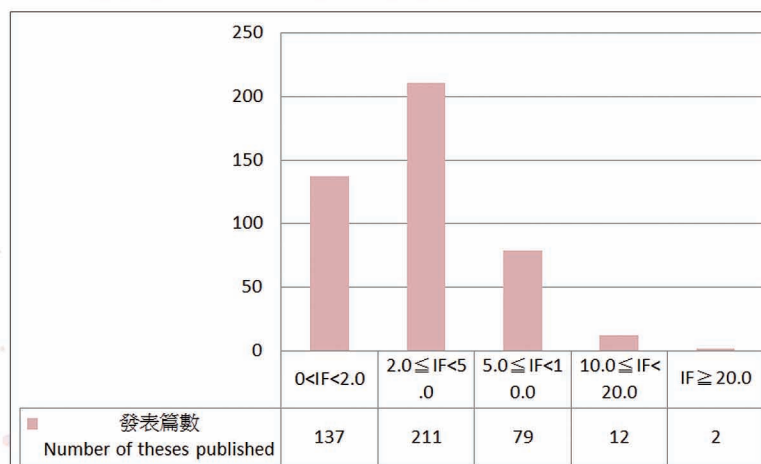


研究論文數

Number of SCI theses

全院共發表SCI期刊論文441篇，Impact Factor平均值為3.54。

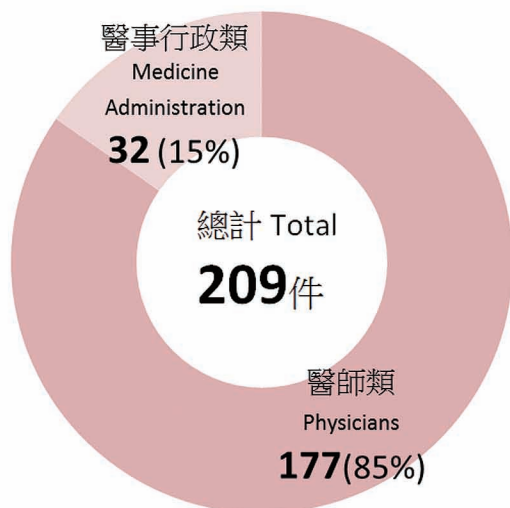
The NCKU Hospital published a total of 441 SCI theses, with an average impact factor of 3.54.



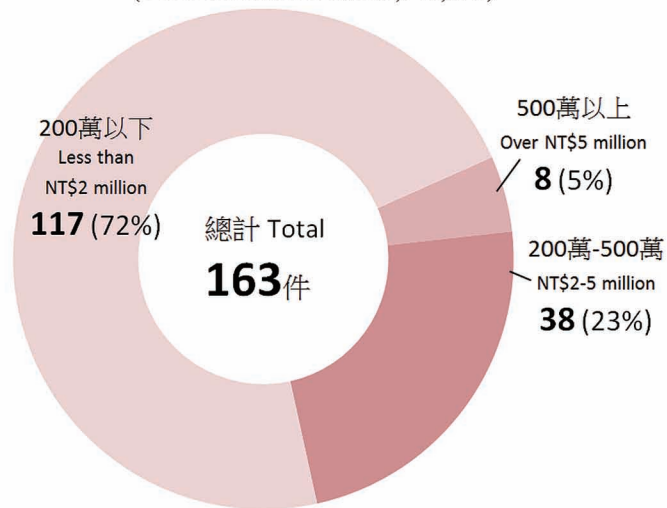
2013統計資料 2013 STATISTICS

研究計畫數 Number of research programs

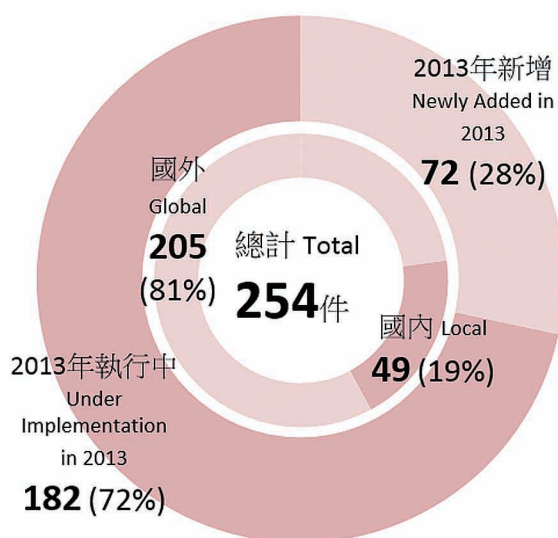
院內計畫 (總核定金額47,800,000元)
Internal funding programs
(Total amount: NT\$47,800,000)



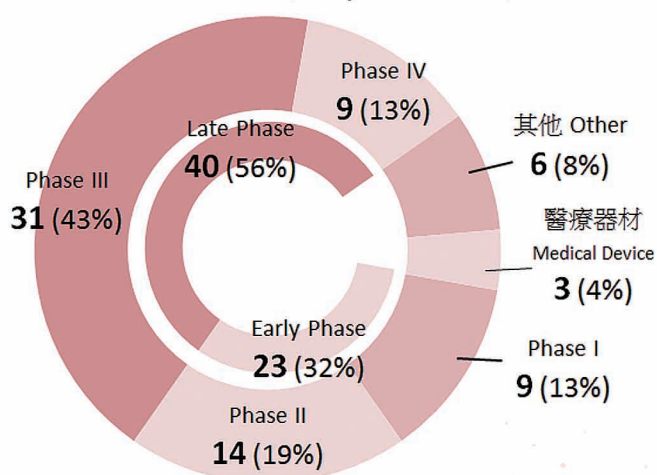
院外計畫 (總核定金額369,048,026元)
External funding programs
(Total amount: NT\$369,048,026)



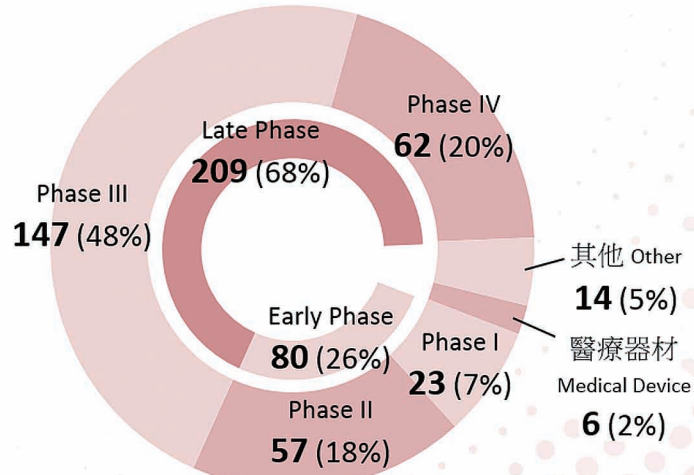
臨床試驗數 Number of clinical trials



期別分布 (2013年新增)
Phases Distribution (Newly added in 2013)



期別分布 (2009-2013年)
Phases Distribution (2009-2013)



2013統計資料 2013 STATISTICS

創新研發成果 Achievements of innovative research and development

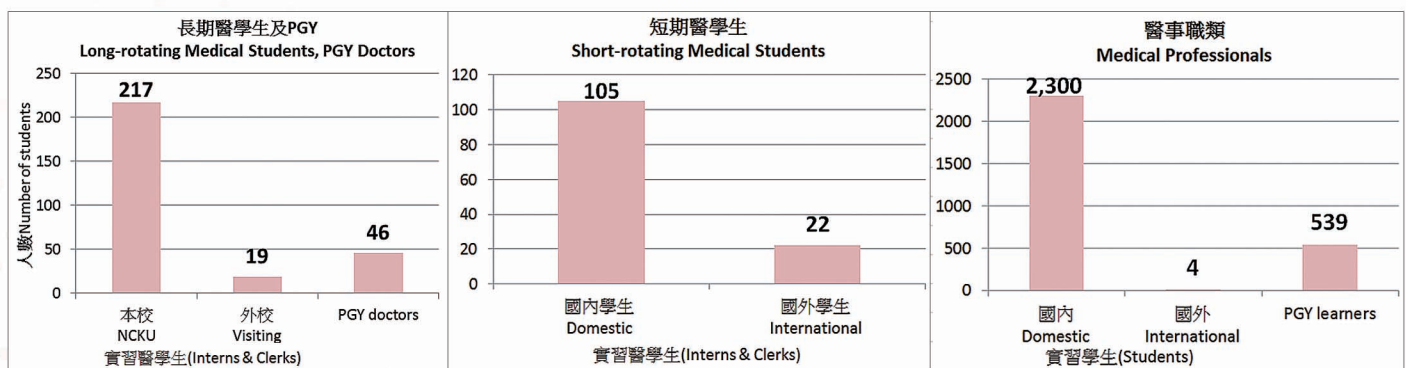
國家新創獎獲獎團隊 National Innovation Award

得獎項目 Award	團隊 Team	創新研發計畫或研究主題名稱 Title
第十屆國家新創獎- 學研新創獎 Certificate of the 10th National Innovation Award- Academic Research Innovation Award	謝清河、林意棟、楊友任、羅傳堯 Patrick C.H. Hsieh, Yi-Dong Lin, Yu-Jen Yang, Chwan-Yau Luo	可局部控制釋放VEGF、避免全身性水腫並促進心肌梗塞後動脈再生之方法 A method for controlled VEGF release to improve post-myocardial infarction arteriogenesis without general edema

專利 Patents

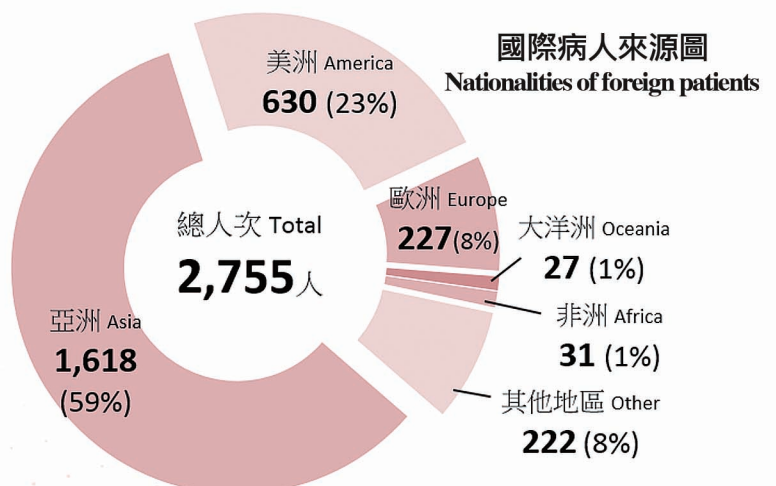
專利別 Types of Patents	專利件數 Patents	技轉件數 Technology Transfer
國內專利 Domestic	9	1
國外專利 Foreign	5	-

學生數目 Number of students



國際醫療合作 International Medical Collaboration

項目 Item	數目 Number
援外醫療活動次數 Foreign Medical Aid Activities	7次
援外人力 Number of staffs involved	27人
服務人數 Number of patients served	857人
援外國數 Number of countries served	6個



2013統計資料 2013 STATISTICS

社會責任 Social Responsibilities

藝文及健康促進活動 Artistic and Health Promotion Activities	場次 Events	社區醫療群共同照護網絡 Community Healthcare Group Shared Care Network	場次 Times	人數 Persons
藝文活動* Artistic Events	17	社區團體衛教 Community health education	47	2,303
健康促進活動(含社區) Health Promotion Activities (including community activities)	735	共同門診 Shared Care Clinic	111	1,167
病友團體** Patient Groups	41			

*藝文活動：藝文展演、藝術櫥窗。

Artistic Events include: art exhibitions and art window.

**病友團體：健康100同學會、居家病友支持團體、母乳支持團體-泉乳俱樂部、BC肝炎病友會、氣喘病友會、飛揚俱樂部、肺高壓病友會、心衰竭病友會、慢性腎臟病病友會、成愛家族、失智症、早產兒病友會等。
Patient Groups include: Always Healthy Club, Homecare Patient with Caregiver Support Groups, Breastfeeding Support Group, The NCKUH Hepatitis Alliance, Patient Alliance of Asthma, Smile Flying Club, Pulmonary Hypertension Patient Groups, Heart Failure Support Group, NCKUH kidney Patients' Association, Donors' Family Club, Alzheimer's Dementia Research Center (ADRC), NICU Parents Support Group.

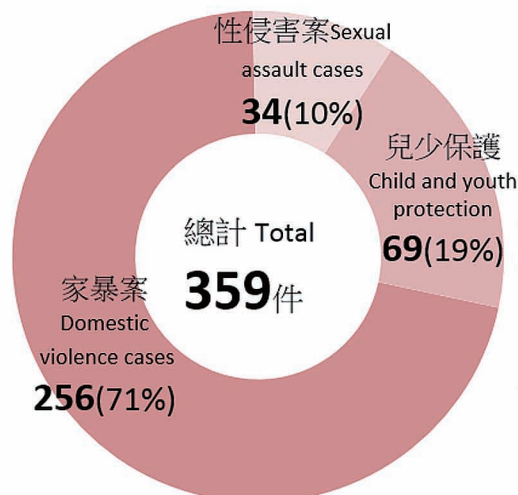
供餐服務 Meal Service	人次 Persons
獨居老人供餐及送餐活動 Meal delivery service for solitary elders	1,837

器官捐贈與安寧緩和照護 Organ donations and Hospice Care

器官捐贈 Organ donations	人數 Persons	場次 Sessions
器官宣導 Propaganda	1,869	23
器官勸募成功案例 Successful case	19	-
器官健保卡註記 National Health Insurance IC card annotation	668	-

安寧緩和照護 Hospice Care	人數 Persons	場次 Sessions
安寧緩和醫療宣導 Propaganda	1,600	14
安寧緩和醫療健保卡註記 National Health Insurance IC card annotation	1,561	-

保護性業務 Protective Service



營運狀況 Operation Status

千元 In thousand dollars

收入 Revenue	8,770,196	成本與費用 Cost and expenditure	8,659,927
醫療收入 Medical revenue	7,835,758	醫療成本 Medical cost	7,132,886
臨床教學研究補助收入 Clinical teaching and research grants	291,954	教學成本 Teaching cost	791,371
其他政府補助收入 Other government grants	64,183	研究成本 Research cost	182,548
新藥臨床試驗收入 Revenue from clinical trials of new medicines	74,679	新藥臨床試驗費用 Cost for clinical trials of new medicines	74,679
受託事業收入* Entrusted business income	16,163	受託事業費用** Entrusted business expenditures	10,423
財務收入 Financial Income	48,056	管理及總務費用 Management and general affairs expenditures	430,127
資產使用及權利金收入 Asset use and royalty income	50,781	財產報廢短絀 Property scrapping deficits	16,481
受贈收入 Income from donations	8,773	其他雜項費用 Miscellaneous expenditures	21,412
其他雜項收入 Miscellaneous income	379,849	本期損益 Current profit and loss	110,269

*受託事業收入：醫療合作研究發展收入、代訓醫師收入、學生實習收入、短期訓練班收入、其他雜項業務收入、病歷查詢收入及臨床技能測驗收入等。
Entrusted business income: medical cooperation R&D income, doctor training income, student training income, short-term training income, miscellaneous income, medical record inquiry income, clinical skill testing income, etc.

**受託事業費用：包含為強化醫療合作及研究以協助地區醫療單位發展，並辦理各類醫事人員之見實習及代訓等業務所需費用。
Entrusted business expenditure: Includes strengthening medical cooperation and research to enhance the development of regional medical care units, and expenditures required for the implementation of training and internships of various medical personnel.



國立成功大學醫學院附設醫院
National Cheng Kung University Hospital

